

Overview

Naviance Student can help make the process of finding the right college just a little easier. Using Naviance Student’s Find your Fit search tools, you can locate the schools that most fit with your interests, passions, and criteria. Once you’ve narrowed down a group of colleges, multiple tools are available to understand more about that school in general and as a prospect. This document is meant to help you understand how to search for, favorite, and research colleges of interest. Naviance Student provides two features to store college information:

- **Colleges I’m Thinking About:** This is a list of schools that you have *favorited* and identified as prospective schools of interest.
- **Colleges I’m Applying To:** This is a list of schools to which you have decided to apply. This can be populated from College’s I’m Thinking About or directly from searches.

Find Your Fit Tools

The first step of this process is figuring out what schools may be a good fit for you based on your interests. Naviance Student offers six (6) search tools – SuperMatch™, College Match, Scattergrams, Advanced College Search, and College Lookup.

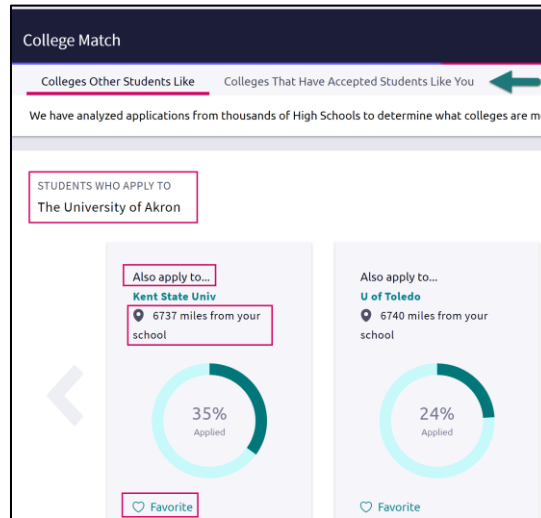
SuperMatch™

Use SuperMatch™ to receive a list of best-fit schools based on criteria that you deem as important in your college search. SuperMatch™ can be used to save searches and return to them later. To learn about the details of using SuperMatch™, please review the [SuperMatch Reference Guide](#).

1. **Choose Fit Criteria:** Use best fit criteria drop-downs such as Location and Academics to get matched with the schools that are the best fit for you.
2. **Pin to Compare:** Use the pin feature to keep an eye on schools you are interested in.
3. **Favorite:** Add schools to the colleges you are thinking about in Naviance Student.
4. **Compare:** Use the Pinned drop-down to Compare pinned schools based on factors important to you.

College Match

See and quickly favorite the other schools that students are applying to when they have also applied to a school from your favorites list. Additionally, check out other colleges that have accepted students with stats like your own.



Scattergrams

A scattergram is a graph used to compare your school's performance with other students from your area. It helps you analyze how you fit in with other students from your area who have been accepted, waitlisted, or denied admittance to a school based on GPA and test scores.

help you analyze how you fit in with other students from your area who have been

1. Navigate to **Colleges Home**, and then locate the content card labeled **Find Your Fit**.

2. Click on **Scattergrams**.

3. Select a **college** from the dropdown list. The number in parentheses shows how many other students from your high school, historically, have applied to this school.

The image shows a 'Scattergram' selection form. It has a title 'Scattergram' and a subtitle 'Select a college from the list and the type of test score that you would like to plot.' Below this, there is a 'College' dropdown menu currently showing 'American University (55 apps)'. To the right of the dropdown is a 'View Scattergram' button.

4. Click **View Scattergram**.

The scattergram for this school displays.

5. Change the **Comparing** and **with** drop-downs to make sure you are comparing the right information.
6. Use the **legend** to view those accepted, waitlisted and denied. Your data shows as a **light blue circle**. Hover over a data point to see connected SAT and GPA information.



Advanced College Search

Using multiple categories, answer questions to identify colleges that match your interests.

7. Click on a **category**, i.e.; Location or Majors.
8. Answer category-related **questions** and identify your preferences for a school.
9. Click **View Matches**.
A list of schools that match your criteria displays.
10. Click the **checkbox(es)** next to the school(s) depending on what action you want to take next.
11. From here, you can choose to use **Compare Me**, **Add to Colleges I'm Thinking About** (Favorite), **Send an Email** to the school, view a **Scattergram** for the school, or visit the **school's website**.
12. From our results list, click **Save Search** to save this search criteria.

13. Next time you return, use the **Saved Searches** drop-down to find your saved search.

The screenshot shows the 'VIEW MATCHES' interface. On the left, there are filter options for 'School Type' (Two-Year vs. Four-Year, Public vs. Private, Coed vs. Single-sex) and 'College Groups' (No Preference, Religious Affiliation). The main area displays '74 matches' with a '1 selected' indicator. A list of colleges is shown: Amherst College (checked), Anna Maria College, and College of the Atlantic. Action buttons include 'Compare Me', 'Add to Colleges I'm Thinking About', and a 'MORE' dropdown menu with options: 'SEND AN EMAIL', 'SCATTERGRAMS', and 'VISIT WEBSITE'.

College Lookup

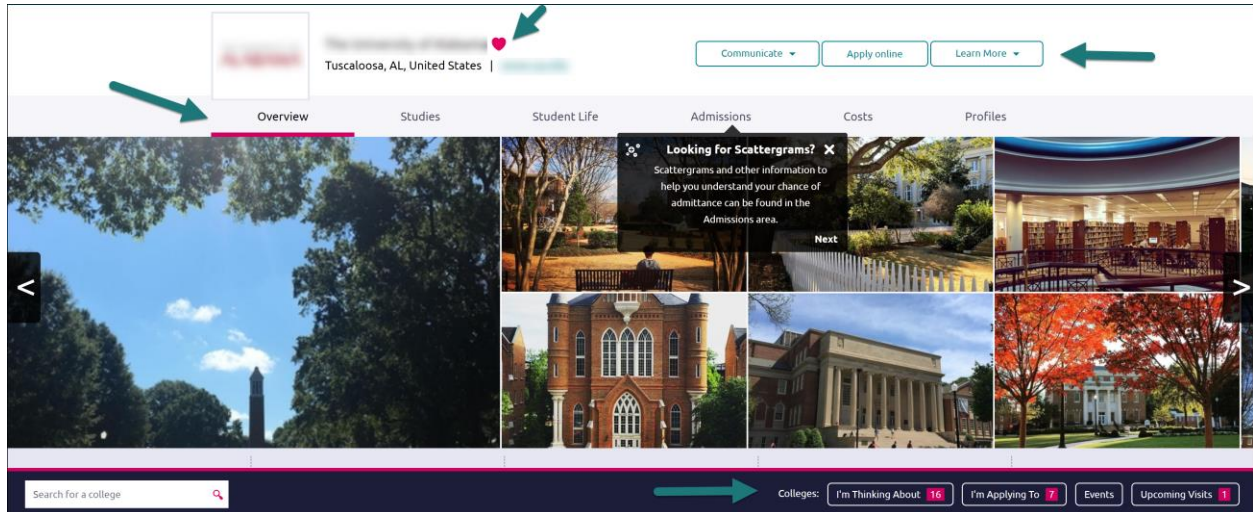
Lookup and favorite school(s) by multiple filters including name, country, state, or college group. Easily favorite using the heart symbol next to the college.

The screenshot shows the 'COLLEGE Lookup' interface. A 'Lookup by:' dropdown menu is open, showing options: Quicklist, Keyword, Country, State, College Group, College Name (A-Z), and Quicklist. The 'College Group' option is selected. Below the dropdown, there is a search bar and an 'Actions: Favorite' button. A list of colleges is displayed with checkboxes and heart icons: American University (Washington, DC), Amherst College (Amherst, MA), Auburn University (Auburn, AL), and Boston College (Chestnut Hill, MA).

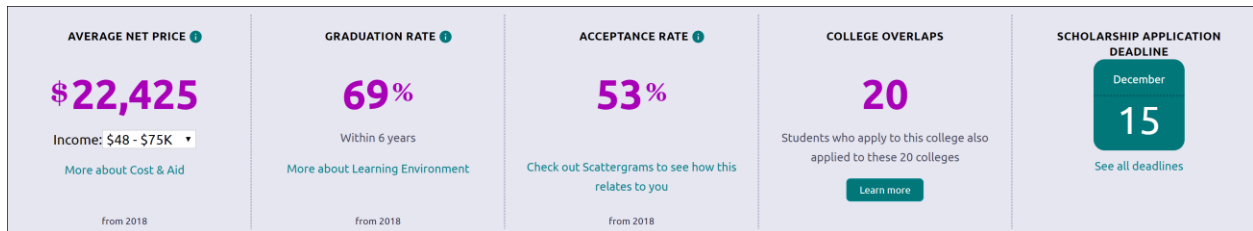
College Profile Pages

When a search is completed, the schools that are a part of the results can be researched further by accessing the college's profile. From a search result, click the college of interest to open its college profile.

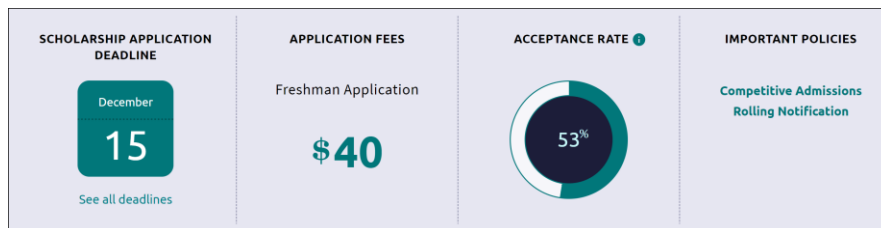
1. Click the **heart icon** to favorite the school and add it to your list of Colleges I'm Thinking About.
2. Use the **tabs** (Overview, Studies, Student Life, etc.) to learn more about these areas.
3. **Communicate**, **Apply Online**, or **Learn More** using the provided buttons on the page.
4. Located at the bottom of the page, use the buttons to **navigate** to those areas specified in Naviance Student (Colleges I'm Thinking About, Applying To, etc.).



The **Overview** tab provides general information about the school, including the information seen below.



You can find Scattergrams and other admission information on the **Admissions** tab.



College Research

You have found some schools you are interested in and now you are ready to learn even more. From the **Colleges Home** tab, under **Research Colleges**, you can find multiple tools for researching schools and your likelihood of admittance.

- College Compare
- College Resources
- Acceptance History
- Enrichment Programs
- College Maps

College Compare

Add schools to compare the average GPA and test scores of students from your high school that have been accepted to that college over a span of time.

1. Click **Add Colleges to Compare**.
2. Use the **College Lookup** to find schools.
3. Click the **checkbox** (es) next to the schools to which you'd like to see a comparison.
4. Click **Save Selection** from the upper-right corner.
5. Click **Finished Searching**.

The schools are added to your Compare list. A green check means your numbers are higher and a red x means they are lower than average for those who have been admitted to this school.

College	GPA	Single SAT 1600	Single SAT 2400	Combined SAT 1600	Combined SAT 2400	PSAT to SAT 1600	ACT	IB	Acceptance
	3.5	1400	0	1400	0	1100	0	0	-
American Univ	3.48	1267	1879	1142	1882	1267	26	20	281/526

College Resources

List of external web resources that may be valuable to your college search process. Sections include Colleges & Careers, Financial Aid, Test Preparation, College Athletics, and Military.

Acceptance History

An alphabetical list of colleges where someone from your school has been accepted and/or enrolled over a time span.

Enrichment Programs

Locate enrichment programs provided by your school to view extracurricular opportunities in your community.

College Maps

View an interactive map of schools based on a list of different pre-defined criteria. For example, you can see a map of the colleges from your Colleges I'm Thinking About list. Some other map categories include Top 20 most popular colleges where our students applied, colleges where our students are attending, 5-year combined BA/MBA, and more.

The image shows an interactive map of the United States with several red location pins. A callout box for Colorado State University is open, showing 'Fort Collins, CO attending' and 'Distance from school: 1455 miles'. A sidebar on the right lists 'Colleges I'm thinking about' with Colorado State University highlighted.

Colleges I'm thinking about
American University
Barnard College
California Polytechnic State University, San Luis Obispo
University of California, Los Angeles
Colorado State University
Duke University
Holy Trinity Orthodox Seminary
James Madison University